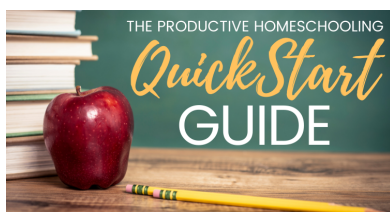




HOMESCHOOL HELPS LIBRARY

Homeschool articles, tutorials, quick tips, recommended resources and more.



PRODUCTIVE HOMESCHOOLING QUICK START GUIDE

This quick-start guide shortcuts your transition from a stressed, feel-like-a-failure, busy homeschooler to a confident, relaxed and productive homeschooler ...

[READ MORE](#)



LESSON 1: CHANGING YOUR MINDSET

WHAT KEPT ME UP AT NIGHT. What is homeschooling supposed to look like? Am I doing enough? I can't give up "fill-in-the-blank" curriculum ... what if they miss something important? ...

[READ MORE](#)



LESSON 2: THE GLUE THAT MAKES IT STICK TOGETHER

Regardless of the subject, topic, or type of activity, narration is my primary teaching tool. If we do not have time to do anything else, we at least do oral ...

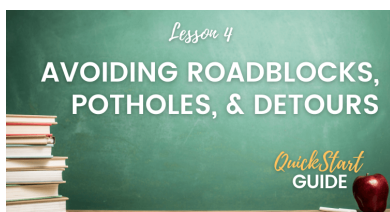
[READ MORE](#)



LESSON 3: MAKE LEARNING MEMORABLE

Instead of filling in the blanks of a worksheet to test what your child has learned (or not learned), give him the opportunity to show and tell what he has ...

[READ MORE](#)



LESSON 4: AVOIDING ROADBLOCKS, POTHOLE, AND DETOURS

There are some potential problems you may run into as you start down this road of notebooking. These tips can help you avoid them ...

[READ MORE](#)



ADDITIONAL RESOURCES

These resources will give you even deeper insight ...

[READ MORE](#)



NOTEBOOKING SUPPLIES

Here is a list of supplies as well as some organizational ideas to help you get started ...

[READ MORE](#)



WHAT DO WE WRITE AND HOW MUCH?

Does writing have this effect on any of your children? As soon as you tell them to open their notebook, it begins. Their eyes bounce around like the ball in a pinball ...

[READ MORE](#)



HOW TO USE THE PROCLICK BINDING MACHINE TO BIND YOUR OWN NOTEBOOKS

In addition to using binders, we also use a special binding tool to create individual notebooks for some topics and purposes. There are a variety of these tools available on ...

[READ MORE](#)



HOMESCHOOLING WITH COPYWORK

What is Copywork? Copywork is copying a piece of well-written work, from any variety of sources, onto paper or into a notebook. The student copies from a written selection using his ...

[READ MORE](#)



YOUR FIRST NOTEBOOKING EXPERIENCE

So you've decided to give notebooking a try, but don't know where to start? Make Time First, you will want to notch out a time in your day for notebooking. This is ...

[READ MORE](#)



OUR LANGUAGE ARTS NOTEBOOK

Notebooking topical studies like history, science, Bible, & even literature are easy to do. I get asked many times, "How do you notebook language arts?". My answer? Notebooking IS language ...

[READ MORE](#)



NOTEBOOKING WITH A STRUCTURED WRITING PLAN

Regardless of age, I begin notebooking with oral narrations. My goal is for the kids to retain what they have studied, not just regurgitate and forget. So, I begin with ...

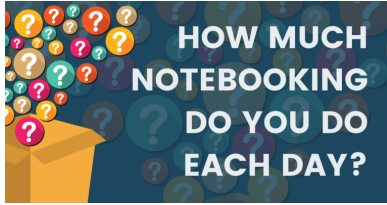
[READ MORE](#)



HOW TO DO NOTEBOOKING WITH YOUNGER CHILDREN?

I received this question from Janna: "How do I start notebooking with younger children who can barely write?" MY EXPERIENCE Short answer: You don't. Longer, but even less helpful answer: It depends on the ...

[READ MORE](#)



HOW MUCH NOTEBOOKING DO YOU DO EACH DAY IN YOUR HOMESCHOOL?

How much notebooking do you do each day in your homeschool? We use notebooking to capture what we are learning and to practice our writing skills.

Notebooking begins with engaging ...

[READ MORE](#)